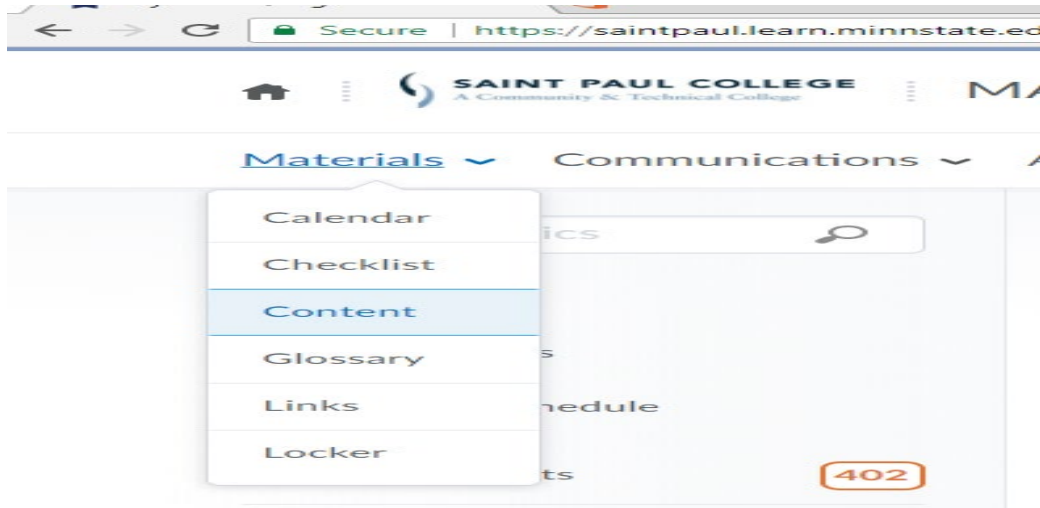


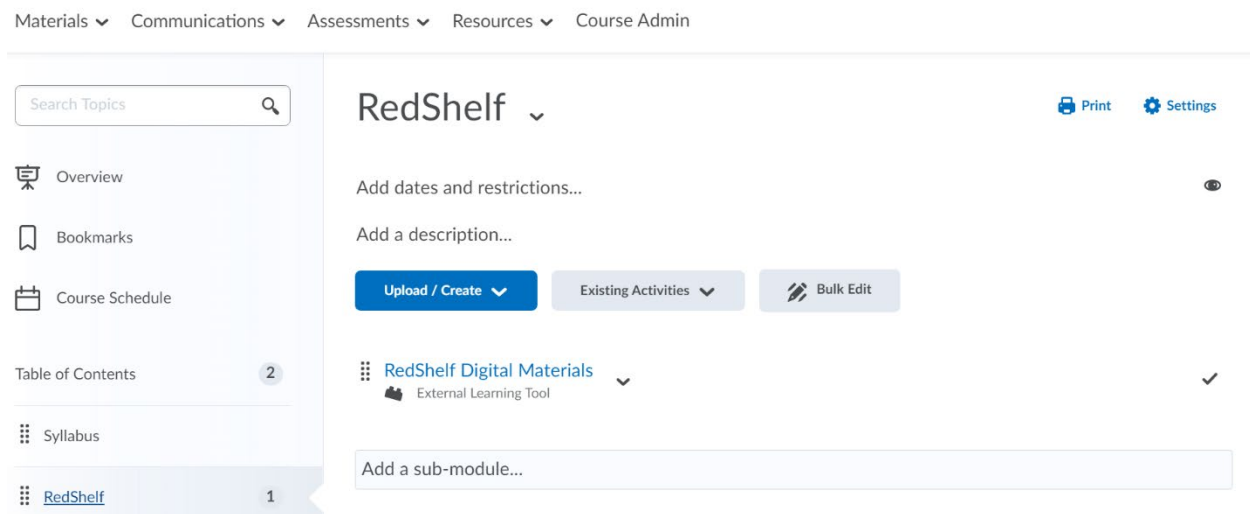
Please follow the following step-by-step instructions to register for MyLab Math.

RedShelf eBook to MyLab Math

Step 1: While you are in your D2L course home page, select Material drop down menu and select content



Step 2: Under Table of Contents, select Redshelf. Next, select RedShelf Digital Materials.




Step 3: Select MyLab Math with Pearson eText



MATH 910: Section 95

MATH 910 95 S22

YOUR MATERIALS



COURSEWARE

**MyLab Math with
Pearson eText --
Standalone Acces...**

Pearson PPC



BOOK

**Beginning &
Intermediate
Algebra...**

Pearson Higher Education

Step 4: This will give you an access code for your account. You need to copy the access code by selecting Copy Code To Clipboard.

Product Details



COURSEWARE

MyLab Math with Pearson eText -- Standalone Access Card -- for Beginning & Intermediate Algebra

by Elayn Martin-Gay

PUBLISHER ACCESS CODE

WMMGBI-DRILL-STICH-ENATE-SAINT-MOLES

[Copy Code To Clipboard](#)

After getting the publisher access code, please follow the instructions below to sign up for MyLab Math.

Step 1: Log in to D2L Brightspace and open your course.

Step 2: Under Table of Contents, select MyLab Math.

Step 3: Select Pearson.

Step 4: Select Open MyLab & Mastering

Next, get access to your course content

Step 1: Sign in to link your Pearson and D2L Brightspace accounts. If you're new to MyLab and Mastering, create an account.

Step 2: Select any available access option, if asked. After that, enter a publisher access code that you have copied from earlier.

Step 3: Select Go to my course.

We recommend you always enter your MyLab Math course through D2L Brightspace.